

C&F Integrated Care

Count and Age of Consumers	Payor and Primary Billing Code	Referrals and Curbside Consults	Screening Tools
----------------------------	--------------------------------	---------------------------------	-----------------

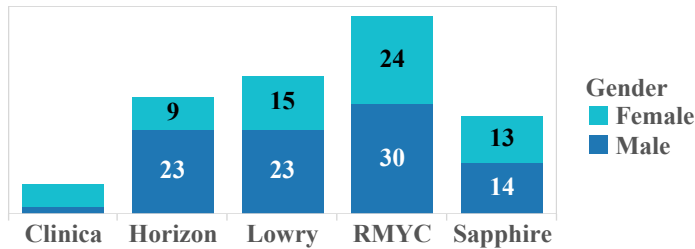
MHCD Child & Family Services Integrated Care Project, Data Update

February, 2016

Information Systems POC: Melanie Sisson, 303.504.6563
 C&F Services POC: Orlando Padilla, 303.504.3949

This report provides statistics describing the population served, and services provided, by behavioral health counselors (BHCs) from Mental Health Center of Denver's (MHCD) Child & Family Services (C&F Services) Integrated Care Program during the month of February. This report includes the data on the activities of five MHCD BHCs, Rocky Mountain Youth Clinics (RMYC), Lowry Pediatrics, Sapphire, Clinica, and Horizon Pediatrics.

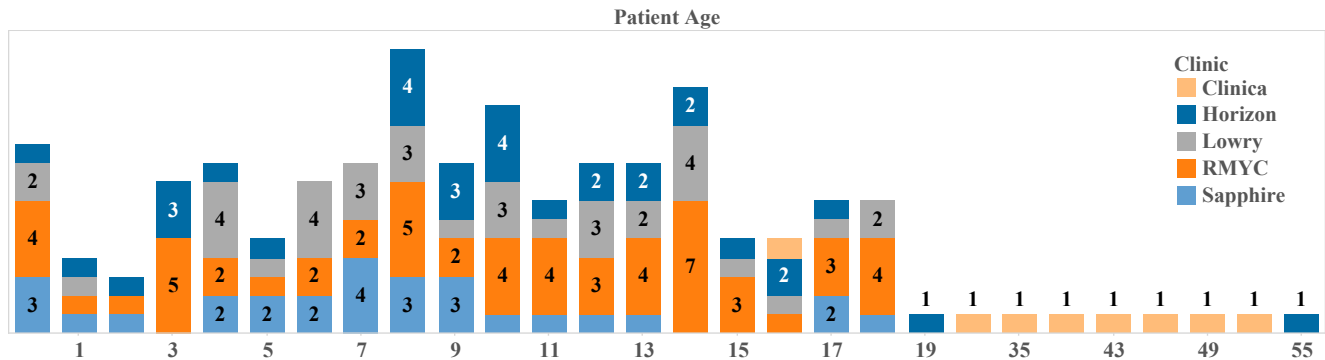
Distinct Consumers Seen, by Clinic



In February 2016, MHCD's integrated care BHCs together provided care to 159 distinct patients; 8 at Clinica, 32 at Horizon, 38 at Lowry, 54 at RMYC, and 27 at Sapphire. Figure 1 on the left disaggregates this total by clinic and gender.

The age of patients receiving BHC services ranged in February from under one year to 55 years; age distribution by clinic is provided in Figure 2 below.

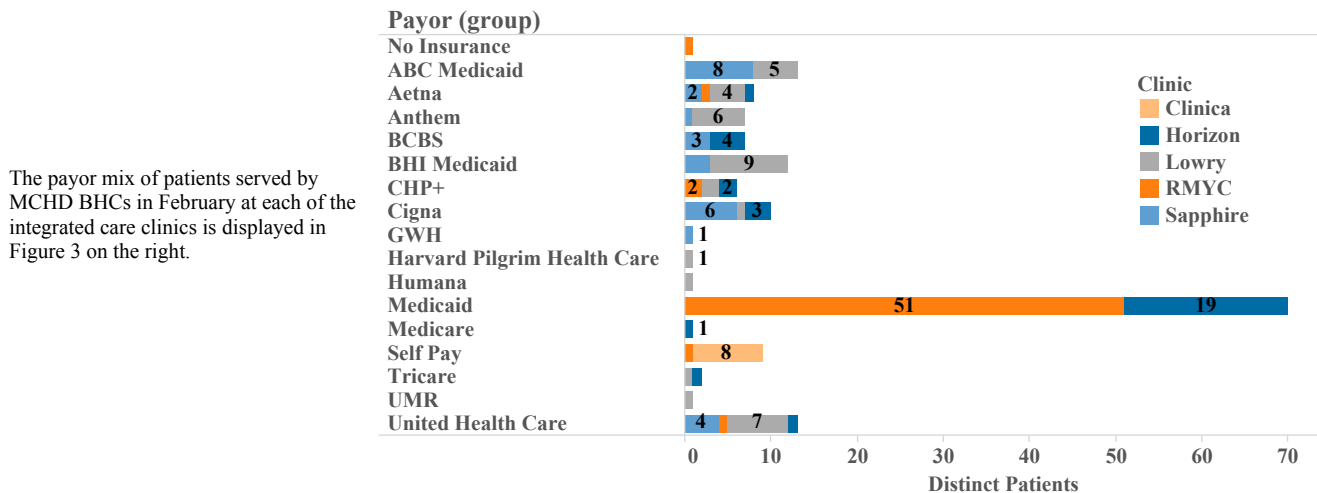
Consumer Age



C&F Integrated Care

Count and Age of Consumers	Payor and Primary Billing Code	Referrals and Curbside Consults	Screening Tools
----------------------------	--------------------------------	---------------------------------	-----------------

More than 15 unique diagnoses are associated with this patient population; the most represented of these are Diagnosis Deffered (n = 34), ADHD (n = 33), Depression (n = 7), Anxiety (n = 6), and No Diagnosis (n = 6).



Across the five clinics and direct care providers there was a combined total of 162 patient contacts in February; there were 50 scheduled appointments, eight no-shows, one cancellations and one rescheduled appointments. There were also four patients that were reported to Child Protective Services.

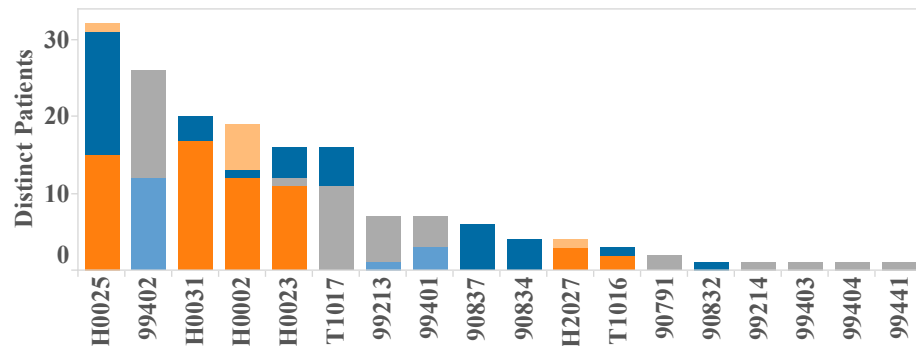
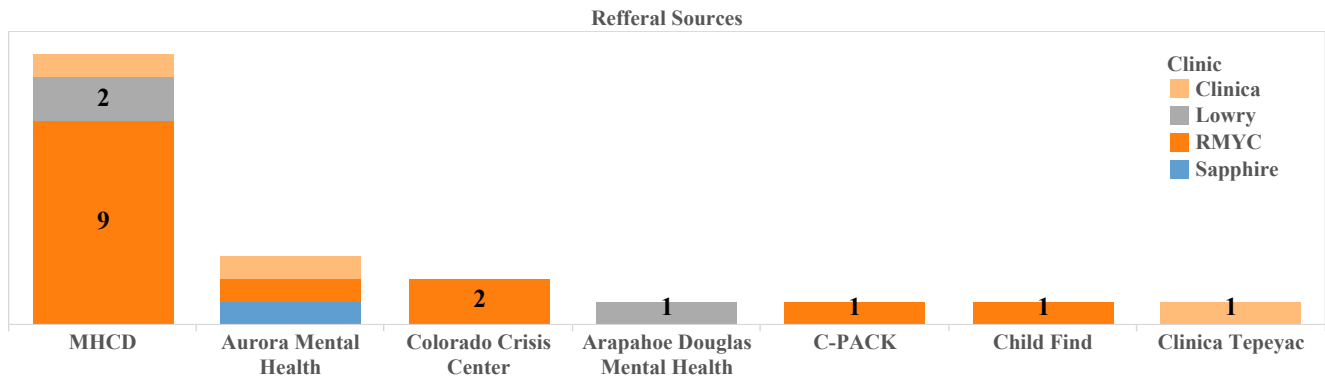


Figure 4 on the left, presents a distribution of billing codes assigned by BHCs to the services provided during the month of February.

C&F Integrated Care

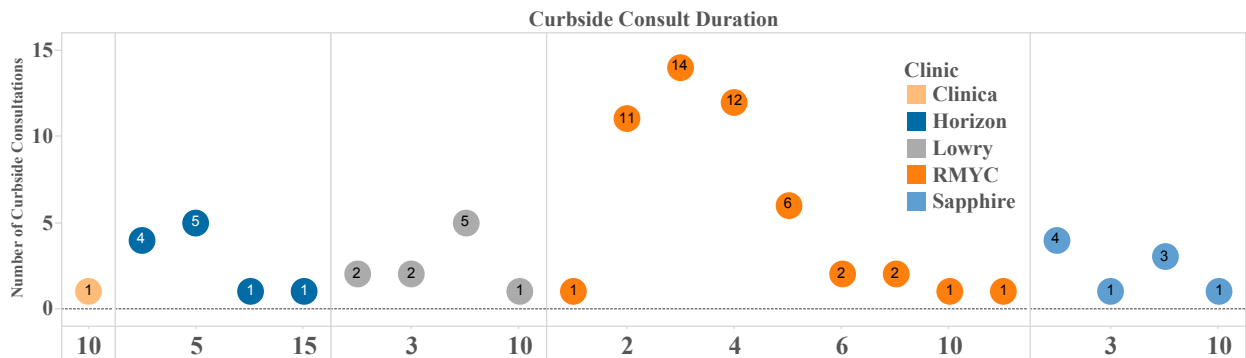
Count and Age of Consumers	Payor and Primary Billing Code	Referrals and Curbside Consults	Screening Tools
----------------------------	--------------------------------	---------------------------------	-----------------

Totalling 120, first-time sessions constitute the majority of BHC contacts; 32 patients had between two and five appointments. MHCD BHCs also referred out for additional treatment a total of 23 patients, to the variety of mental health care providers displayed in Figure 5 below.



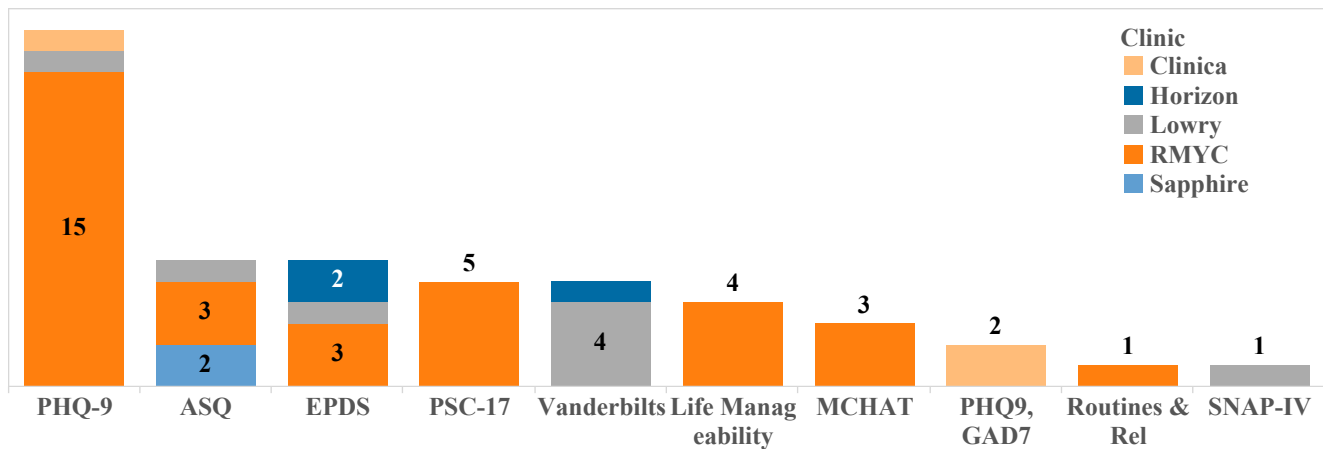
In addition to scheduled appointments and referrals, MHCD BHCs also provided 77 Curbside Consultations. The duration of these events is variable, as is evident in Figure 6 below, in which the horizontal axis displays the minute duration of the consultation provided, and the vertical axis displays the number of distinct patients associated with those consultations, by clinic. Thus, for example, at the RMYC 12 individuals are associated with Curbside Consultations with the duration of approximately four minutes. The average duration of Curbside Consultations across all five clinics is approximately four minutes.

Curbside Consults



C&F Integrated Care

Count and Age of Consumers	Payor and Primary Billing Code	Referrals and Curbside Consults	Screening Tools
----------------------------	--------------------------------	---------------------------------	-----------------



MHCD BHCs have available to them the following screening tools for use in clinical encounters:

- Ages and Stages Questionnaire (ASQ)
- CRAFFT
- Edinburgh Postnatal Depression Scale (EPDS)
- Patient Health Questionnaire – 9 (PSQ-9)
- Pediatric Symptom Checklist
- Screen for Child Anxiety Related Disorders
- Tuberculosis Screening
- Vanderbilt
- Pediatric Symptom Checklist 17 (PSC-17)
- Modified Checklist for Autism in Toddlers (M-CHAT)

In some cases it is the BHC that administers the screening, in other cases this is done by clinic staff or providers, with BHC involvement precipitated by a positive result. Figure 7 above, identifies the screening resources either administered or discussed by MHCD BHCs during the month of February, by clinic.